


Painting my Imperial Fleet by Robyn Nixon

I purchased an Armada deal from one of the regular GW Warhammer dealers on the Internet. Once the fleet arrived at my doorstep, I began to really wonder how crazy I was, while looking at all the blisters, boxes and pieces of ships that arrived. After spending a week epoxying the various pieces together I finally arrived at the following fleet:

- 1 Retribution Class Battleship
- 1 Emperor Class Carrier
- 2 Overlord/Cypra Probatii Class Battle Cruisers
- 3 Mars Class Battle Cruisers/Carriers
- 3 Dominator Class Cruisers
- 3 Gothic Class Cruisers
- 1 Lunar Class Cruiser
- 2 Dauntless Class Light Cruisers
- 2 Dauntless Class/Havock Class Light Cruisers
- 6 Firestorm Class Frigates
- 6 Sword Class Frigates
- 8 Cobra Class Destroyers

You can see them ready to be primed in the following photos:






Painting my Imperial Battleships

by Robyn Niixon

So I started out by Priming all the models in Basic Black!




I followed this up by spaying a light cover (highlights) of grey!




Painting my Imperial Battleships

by Robyn Niixon

An then spayed another mist covering of Bone White to again highlight:







Painting my Imperial Battleships

by Robyn Niixon

Now I've followed this up by dry brushing the ships with Bone White.

bronze or gold for my metallics. Once this is done I will add those pictures to the story.



The next step will be to paint my brows and some fins in my accent color and my guns and prows in metallics. I will probably go with